

P1 EL Presentation to Parents

Contents

- Guide to STELLAR
- How you can help
- Formative Assessment

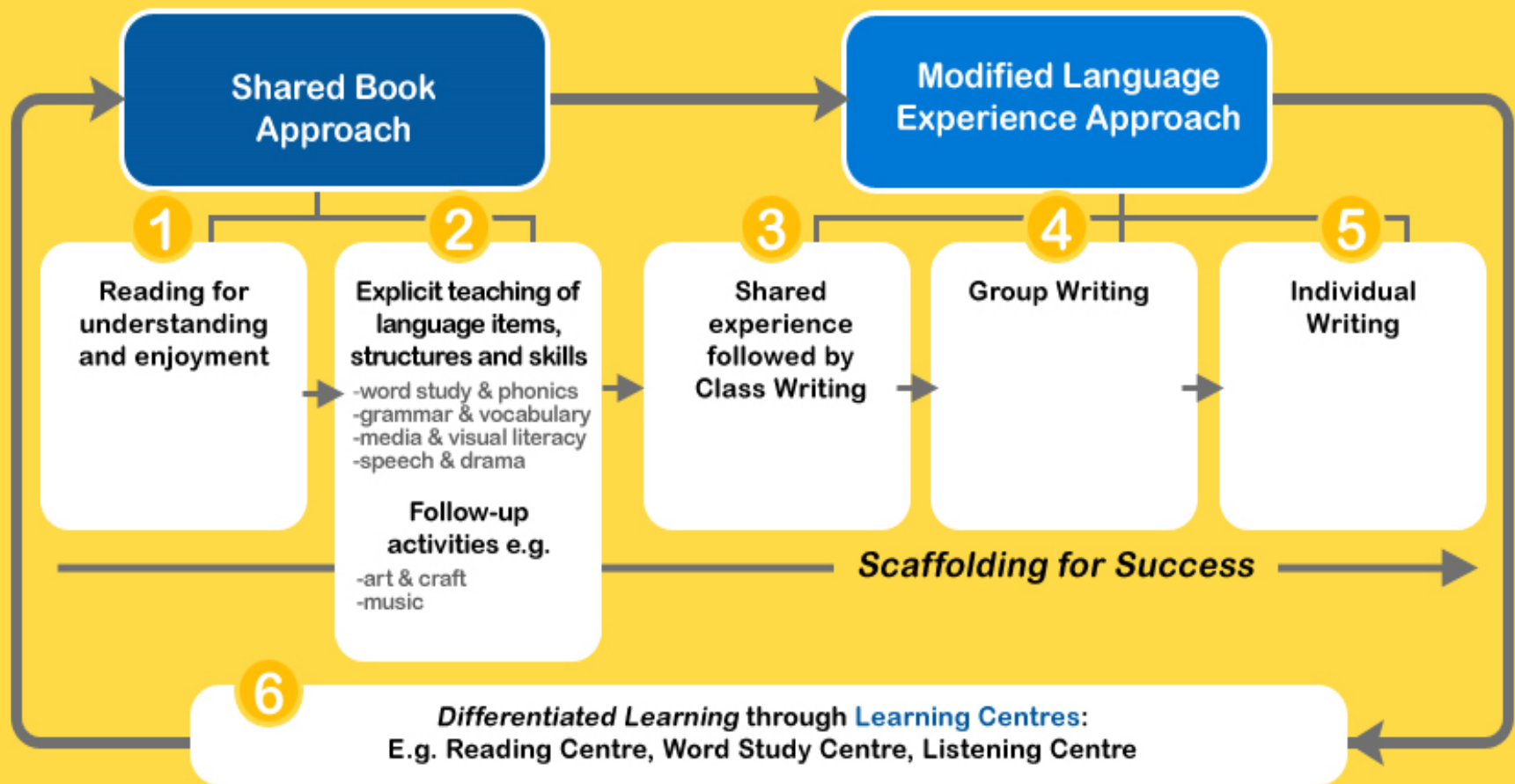
STELLAR: Strategies for English Language Learning and Reading

English language learning is achieved through:

- 😊 **vocabulary learned in books**
- 😊 **expression of thoughts** in oral and written forms
- 😊 **discussions** with other children and the teacher
- 😊 informal **peer interaction**



STELLAR Pedagogic Framework (P1 to P3a)




Each STELLAR Unit includes...

6

➡ Focused Reading using Big Books

😊 reading for enjoyment

😊 reading for knowledge



Each STELLAR Unit includes...

Development of the four language skills

- 😊 listening
- 😊 speaking
- 😊 reading
- 😊 writing



Each STELLAR Unit includes...

8

➡ Key Teaching Points

- ☺ **concepts about print:** (e.g. spacing between words, reading from left to right, punctuation)
- ☺ **vocabulary** (e.g. meaning of words, phrases)
- ☺ **word identification /word study activities** (i.e. spelling patterns, letter- sound relationships)
- ☺ **grammar** (e.g. present tense, past tense, singular/plural forms)
- ☺ **Oracy skills** (e.g. turn-taking in one-to-one conversations, whole class or group discussions)
- ☺ **Writing** (e.g. expressing personal preferences about a topic in the big book)

Each STELLAR Unit includes...

Development of social skills:

☺ oral interaction among peers in non-threatening situations

☺ working in partnership with other children

☺ turn taking & respect for others during class discussions




Each STELLAR Unit includes...

Independent learning

- ☺ individual reading
- ☺ individual writing
- ☺ differentiated focus lessons (DFL)

Photos of lessons using STELLAR



Photos of pre – writing activities



Photos of lessons using ICT for STELLAR lessons



Photos of Speech and Drama lessons



How you can help your child

- Go to the library together
- Have lots of books, magazines and newspapers in your home
- Give your child books about their special interests
- Allow your child to choose books to read and reread
- Read to and with your child (or, have your child read to you)
- Talk about the books and characters read

Books that interest children have...

- Clear print and colourful, attractive illustrations or photographs
- A strong storyline
- Interesting characters
- Are about everyday life
- Are repetitive and have rhyming words to help children remember words



Some language activities you can do with your child include...

- ▶ Playing language games like word scavenger hunt. (*Looking for a word in print materials.*)
- ▶ Reading aloud a book and asking your child to identify words beginning with the same sound, for example, 'p' – *pancake, pick, put, police, pat, etc.*

Some language activities you can do with your child include...

- Helping your child learn more interesting words by thinking of new words to replace known words, for example, 'big' – *huge, enormous, large, gigantic, etc.*
- Getting your child to retell a story to you in his or her own words
- Suggesting that your child give a different ending to the story read

Formative Assessment

As the focus of the assessment is on growth and mastery, we will be :

- Monitoring students' learning progress in class
- Gathering information from multiple tasks that meet the learning outcomes required
- Providing timely feedback on your child's progress

P1 Learning Outcomes

21

Listening

- LO1. Listen attentively and follow simple instructions.

Speaking

LO2. Speak clearly to express their thoughts, feelings and ideas.

- LO3. Follow communication etiquette such as taking turns, and using appropriate eye contact and volume in conversations or discussions.

Reading

- LO4. Demonstrate basic word recognition skills (e.g. know the letters of the alphabet; able to pronounce words accurately).
- LO5. Read aloud Primary 1 texts (e.g. STELLAR texts) with accuracy, fluency and expression.
- LO6. Understand Primary 1 texts (e.g. STELLAR texts) and are able to identify simple aspects of fiction (e.g. main characters and setting).

Writing

- LO7: Demonstrate writing readiness and handwriting skills such as letter formation, placement, sizing and spacing.
- LO8. Write a simple paragraph of at least 3 sentences to recount appropriately sequenced events.

P2 Learning Outcomes

22

Listening

- LO1. Listen attentively and identify relevant information

Speaking

- LO2. Speak clearly to express their thoughts, feelings and ideas.
- LO3. Build on others' ideas in the conversations or discussions respectfully.

Reading

- LO4. Read multi-syllabic words accurately.
- LO5. Read aloud Primary 2 texts (e.g. STELLAR texts) with accuracy, fluency and expression.
- LO6. Understand Primary 2 texts (e.g. STELLAR texts) and are able to identify the big ideas in the texts and recall sequence of main events.

Writing

- LO7. Apply basic spelling strategies using knowledge about phonic elements and spelling rules.
- LO8. Write short paragraphs to recount appropriately sequenced events, describe details, and use tenses and connectors accurately.

References:

- <https://opal.moe.edu.sg/stellar/>