



P3 Higher Mother Tongue Languages (HMTL)

This presentation will cover the following:

1. Purpose of Offering Higher Mother Tongue Language (HMTL)
2. Selection guidelines
3. Key features of P3 HMTL curriculum
4. P3 HMTL Lessons @Chongzheng Primary School
5. Assessment
6. Benefits of taking HMTL from P3 and other related issues

1. What is the Purpose of Offering HMTL?

Higher Mother Tongue Language (HMTL) has been officially offered at P5 and P6 since 1992 for students who showed strong proficiency and interest in Mother Tongue Language (MTL).

To further strengthen the learning of MTL from an early age, primary schools will offer HMTL across the 3 official MTLs from P3 onwards.

P3 Higher Mother Tongue Language

It is designed to enthuse P3 students who *demonstrate the ability and interest* to develop higher levels of MT language proficiency and cultural knowledge.

2. Selection Guidelines

For P3 entry:

- We will use a set of qualitative descriptors (QDs) based on the P2 Mother Tongue Languages Learning Outcomes to determine students' MTL proficiency.
- Students offering HMTL at P3 and subsequently, at P4 should **be proficient in their oracy skills** and **demonstrate strong foundation for literary skills**.

Criteria:

- Evidence of students' performance throughout the year;
- Teachers' feedback and observations

*For P4 entry, we will take a similar approach, in addition to **P3 Weighted Assessments** and End of Year exam results.*

3. Key Features of P3 & P4 HMTL Curriculum

Built on existing MTL curriculum:

- **Literary-based text**
To provide students with an enjoyable early experience to ethnic literature.
- **Exposure to higher-order thinking exercises**
To enhance students' reasoning skills and construction of new knowledge
- **Creative and fun-filled activities and games to teach language and cultural knowledge**
To sustain students' interest and extend their knowledge.



4. P3 HMTL @Chongzheng Primary School

- **Two additional periods per week outside curriculum time;**
- Use of textbook and literature-based text.

P3 HMTL students during HMTL lessons

You will see a video-clip of

- CL students participating in an ICT-infused activity after learning a Tang Poem;
- Collaborative Learning activity of ML student on learning of traditional Malay Food;
- TL students having fun in Dramatization



5. Assessment

- No weighted assessment
(Scores do not form part of overall results computation)
- Child's progress will be indicated in HMTL in the Holistic Development Profile.

6. Benefits of taking HMTL from P3 and other related issues

Offering of HMTL will encourage your child with **strong interest and aptitude** in Mother Tongue Languages to **start early and learn MTL to as high a level as he/she can.**

Common Questions by parents

Can my child still offer HMTL at upper primary levels even if he/she did not offer it at P3 and P4 level?

- Your child could still offer HMTL at P5 and P6 level when he/she builds stronger proficiency and interest.
- The offering of HMTL from P3-P5 is a parental option whereas the offering of HMTL at P6 is a school-based decision.
- You are strongly encouraged to discuss with the school which course best suits the learning need of your child.

If my child decides to discontinue with HMTL during P3 or P4, will he/she be allowed to drop out?

- To truly benefit from the HMTL curriculum at P3, he/she should offer HMTL for at least two years to ascertain his/her ability to cope with it.
- **If the child really finds difficulty coping, he/she can drop HMTL in consultation with the school.**

Partnering You

We will:

- inform you of your child's progress regularly through On-going assessments, Teachers' feedback & observations;
- provide ideas and suggestions to support your child's learning, where necessary; and
- share strategies to engage your child in MTL learning at home in a fun and meaningful manner.



P3 Mother Tongue Support Programme (MTSP)

What is the Mother Tongue Support Programme (MTSP)?

A customised programme to support students in the learning of Mother Tongue Language (MTL) in Primary 3 and 4.

What are our beliefs?


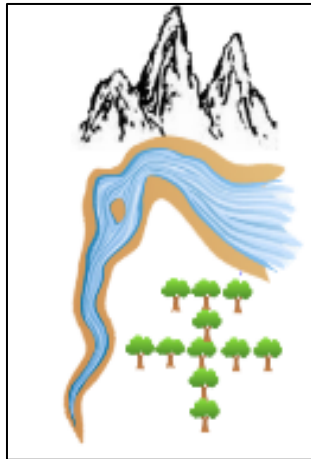
We believe that every child can learn MTL. We hope to:

- Develop students as **A**ctive learners of MTL
- **B**uild their confidence in learning MTL
- Making Mother Tongue a **L**iving language by using the language in daily life
- Provide **E**ngaging and enjoyable learning experience


What are the key features?

- Smaller class size
- Targeted approach in teaching oracy and literacy skills
 - Explicit and skills-focused
 - Systematic and progressive (simple to complex)
- Use of customised learning materials
 - Multi-sensory
 - Fun and engaging
- Immersive language environment to enable students to learn MTL with confidence and joy
- Taught by trained MTSP teachers

Examples of Learning Resources (Chinese)




Examples of Learning Resources (Malay)



terbayang-
bayang

Kad Kata MTSP 3A U1 Pel 1 (2)



Kad Kata MTSP 3A U1 Pel 1 (2)

Zaid _____ wajah
kawan-kawannya.

Kad Kata MTSP 3A U1 Pel 1 (2)



berat sebelah

Kad Tahu Bahasa MTSP 4A – Peribahasa

tidak adil

Kad Tahu Bahasa MTSP 4A – Peribahasa




bawa nasib

Kad Tahu Bahasa MTSP 4A – Peribahasa


**mencari
penghidupan di
tempat lain**

Kad Tahu Bahasa MTSP 4A – Peribahasa



lintas

Kad Tahu Bahasa MTSP 3A U3 Pel 2



lukis

Kad Tahu Bahasa MTSP 3A U3 Pel 2



masak

Kad Tahu Bahasa MTSP 3A U3 Pel 2



rancang

Kad Tahu Bahasa MTSP 3A U3 Pel 2

Examples of Learning Resources (Tamil)



எழுத்துகள்,
மின் சொல்லட்டைகள்



விலங்குகள்

விலங்கு

கள்

Partnering you to support your child

Partnering You

- We will:
 - Inform you of your child's progress regularly
 - Provide ideas and suggestions to support your child's learning, where necessary
 - Share strategies to engage your child in MTL learning at home in a fun and meaningful manner

Partnering You

Do	Avoid
<ul style="list-style-type: none">• Believe that your child can learn and wants to learn• Encourage your child to learn MTL• Praise your child for his/her good effort and progress• Set incremental and achievable goals with your child• Communicate with the school teacher regularly on your child's progress at home	<ul style="list-style-type: none">• Placing excessive attention on marks• Making comparison between your child and other children's achievement

Practical tips to help your child learn MTL

- Speak to your child in MTL whenever possible
- Show interest in your child's MTL learning
- Learn with your child, learn from your child
- Have regular conversations with your child about his/her experience in class
- Use a variety of resources, e.g. physical and digital resources to extend your child's language and literacy skills in MTL
- Encourage and accompany your child to read books or watch suitable TV programmes in MTL
- Provide a print-rich environment – visit the library regularly, set up a reading corner at home

*Thank
you*

